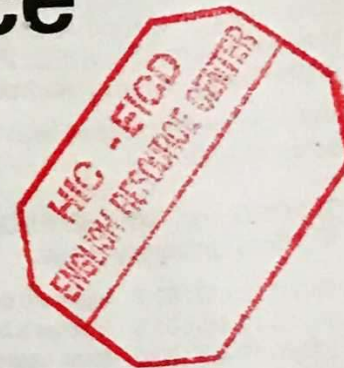


Basic English for Science

The background of the cover is a black and white photograph of a complex geometric structure, possibly a molecular model or a crystalline lattice. The structure is composed of numerous sharp, angular facets and edges, creating a complex, three-dimensional appearance. The facets are highlighted with a color gradient, transitioning from a deep green on the left to a bright yellow on the right, with some areas appearing more orange or red. The lighting creates strong highlights and shadows, emphasizing the sharp edges and the depth of the structure. The overall effect is one of scientific precision and complexity.

Oxford University Press

Basic English for Science



Oxford University Press, Great Clarendon Street, Oxford OX2 6DP

Oxford New York

Athens Auckland Bangkok Bogotá Buenos Aires

Calcutta Cape Town Chennai Dar es Salaam

Delhi Florence Hong Kong Istanbul Karachi

Kuala Lumpur Madrid Melbourne Mexico City

Mumbai Nairobi Paris São Paulo Singapore

Taipei Tokyo Toronto Warsaw

and associated companies in

Berlin Ibadan

OXFORD and OXFORD ENGLISH are trade marks
of Oxford University Press.

ISBN 0 19 457180 7 student's book

ISBN 0 19 457181 5 teacher's book

ISBN 0 19 457189 0 class cassette

ISBN 0 19 457188 2 language laboratory cassette set

© Oxford University Press 1978

First published 1978

Fifteenth impression 2000

Basic English for Science was researched, developed and written by
Peter Donovan at the Oxford University Press English Language
Teaching Development Unit.

No unauthorized photocopying

All rights reserved. No part of this publication may be reproduced,
stored in a retrieval system, or transmitted, in any form or by any
means, electronic, mechanical, photocopying, recording, or
otherwise, without the prior written permission of Oxford University Press.
This book is sold subject to the condition that it shall not, by way of
trade or otherwise, be lent, resold, hired out, or otherwise circulated
without the publisher's prior consent in any form of binding or cover
other than that in which it is published and without a similar
condition including this condition being imposed on the subsequent
purchaser.


Printed in China

contents

	page		page
Unit 1	1	Unit 4	49
Classwork		Classwork	
Section 1	<i>Numbers and dimensions</i>	Section 1	<i>Describing qualities of materials</i>
Section 2	<i>Describing objects</i>	Section 2	<i>Describing colours and appearance</i>
Section 3	<i>Describing shape, size, use etc.</i>	Section 3	<i>Describing a simple process and experiment</i>
Exercises	13	Exercises	55
Drills	17	Drills	58
Activity	19	Activity	60
Unit 2	21	Unit 5	61
Classwork		Classwork	
Section 1	<i>Describing angles and lines</i>	Section 1	<i>Classification, definition and description</i>
Section 2	<i>Reading basic formulae</i>	Section 2	<i>Describing and predicting</i>
Section 3	<i>Reading more complex formulae</i>	Section 3	<i>Detailed description</i>
Exercises	26	Exercises	69
Drills	28	Drills	70
Activity	30	Activity	71
Unit 3	31	Unit 6	73
Classwork		Classwork	
Section 1	<i>Describing position</i>	Section 1	<i>Simple instructions</i>
Section 2	<i>Describing movement and action</i>	Section 2	<i>Instruction and explanation</i>
Section 3	<i>Describing direction</i>	Section 3	<i>Description of a process</i>
Exercises	43	Exercises	79
Drills	45	Drills	83
Activity	48	Activity	86
			88

Unit 7		89	Unit 10		129
Classwork	Section 1 Cause and reason	90	Classwork	Section 1 Describing an experiment	130
	Section 2 Comparison and contrast	92		Section 2 Stating results	132
	Section 3 Similarity	95		Section 3 Describing and accounting for a phenomenon	135
Exercises		97	Exercises		139
Drills		99	Drills		140
Activity		100	Activity		141
Unit 8		101	Unit 11		142
Classwork	Section 1 Likely or probable result	102	Classwork	Section 1 Understanding an explanation	143
	Section 2 Hypothetical result	104		Section 2 Describing apparatus and an experiment	147
	Section 3 Suggesting possible cause and result	107		Section 3 Giving instructions, interpreting results, describing attributes	149
Exercises		111	Drills		151
Drills		112	Activity		153
Activity		113			
Unit 9		115			
Classwork	Section 1 Reporting actions	116			
	Section 2 Reporting observations and results; stating conclusions	118			
	Section 3 Describing and accounting for results	121			
Exercises		125			
Drills		127			
Activity		128			

unit 1

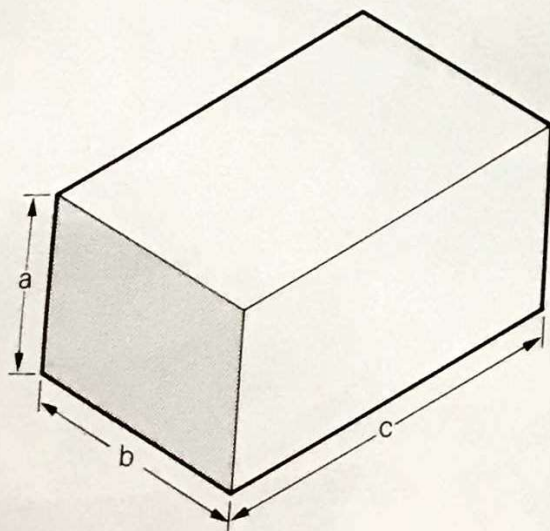


classwork**SECTION 1 numbers and dimensions****A** Read out these numbers.

1	3	8	1,053	15	153.87
2	14	9	2,279	16	73.5
3	40	10	10,874	17	90.005
4	93	11	12.00	18	19.31
5	102	12	100,302	19	44.829
6	231	13	1,000,000	20	80.75
7	995	14	82.985		

B Put in the decimal point, eg 12.00, or the comma, eg 1,000, when you hear these numbers.

8593	27149	385293	00100
10301	91349	72835	3005
281	7219		

C Write down the names of these units: *mm*, *m*, *cm*, *km*.**D** Write down the twelve values you hear.**E** What are these dimensions called?**F** Use these patterns to ask and answer questions about objects in your classroom, eg window, door, table, etc.

How	high wide long	is ... ?
-----	----------------------	----------

... is ...	high. wide. long.
------------	-------------------------

What is the	height width length	of ... ?
-------------	---------------------------	----------

The	height width length	of ... is ...
-----	---------------------------	---------------

... is ... in		height. width. length.
... has a	height width length	of ...

Height, width and length are all **nouns**
High, wide and long are all **adjectives**

Height, width, length are 1 _____ dimensions.